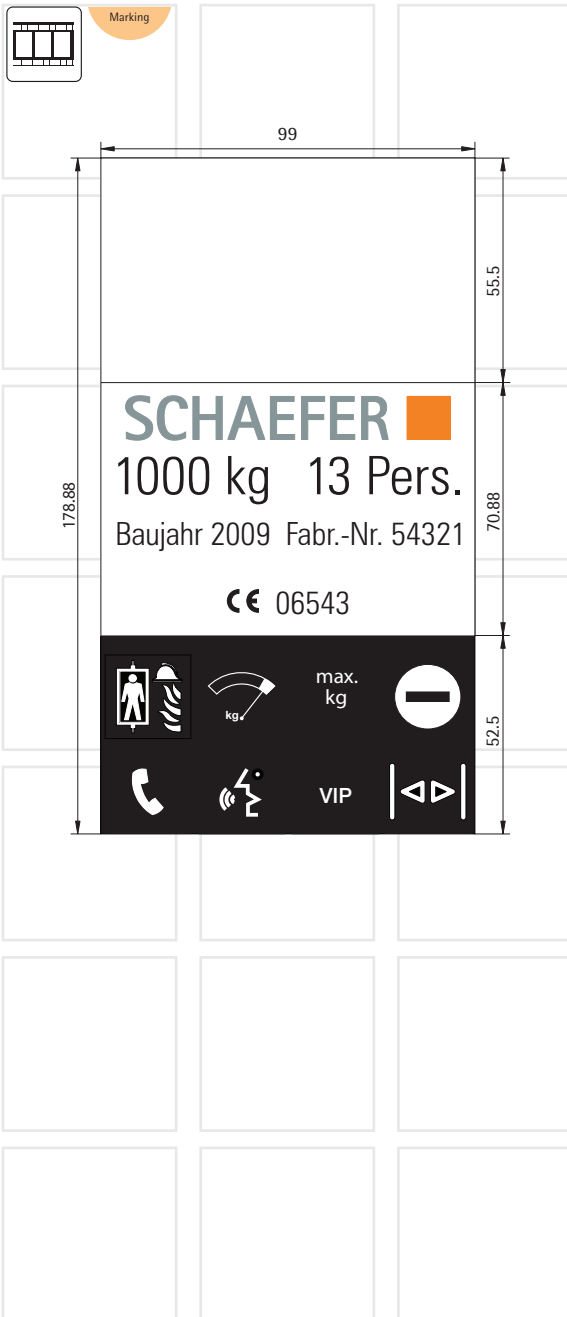



MFD 99 VIII

Multifunctional Display 99 VIII



Characteristics

Description

MFD 99 is a multifunctional display with an integrated display DMD 30/35 – H2/H3. The dot-matrix display DMD is placed within the upper field of the MFD 99. In the middle field, incorporating the emergency light, logos and texts can be presented. In the lower area the pictograms according to EN 81-70 as well as six further symbols are represented. An overload buzzer adds an acoustic signal to the overload indicator.

Fixing
Faceplate thickness

snap fixing or screw fixing
variant with snap fixing 1, 1.5, 2, 3 mm
variant with screw fixing 2, 3 mm

Connection technology

0.1 mm² ... 1.5 mm²

Pane

grey

Film

positive und negative

Recall light symbols

LED ●
max. kg ●
VIP ●

Buzzer overload

U = 12 V ... 30 V DC
I = 20 mA

Recall light pictograms

LED ● ●
U = 3 V ... 30 V DC smoothed
I = 2.5 mA **LOW CURRENT**

Recall light emergency light

LED ●
U = 12 V ... 30 V DC
I = 120 mA

Compliance

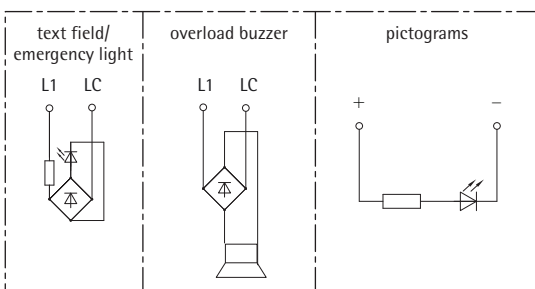
MFD 99 VIII snap fixing



MFD 99 VIII screw fixing option



Wiring diagram



! Individual configurations available on demand

MFD 99 VIII

Views

Front view

MFD 99 VIII snap fixing, frame on faceplate




MFD 99 VIII screw fixing, flush with faceplate




Rear view

MFD 99 VIII snap fixing, frame on faceplate with Connector




MFD 99 VIII screw fixing, flush with faceplate with Encoder

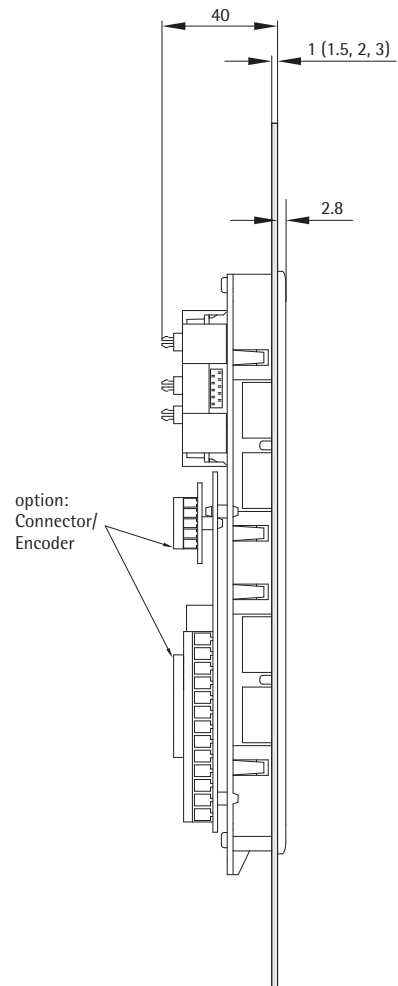
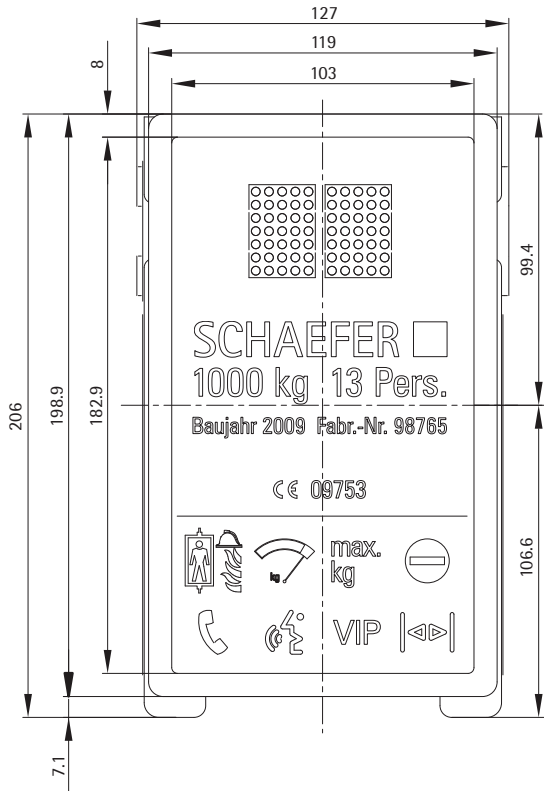


MFD 99 VIII

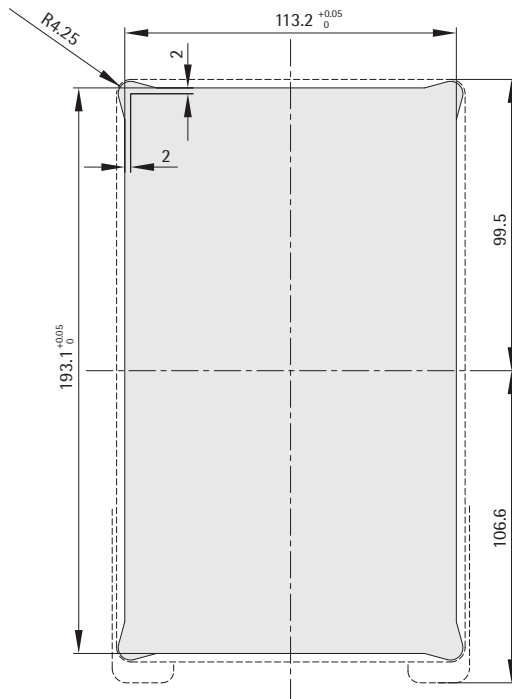
snap fixing, frame on faceplate



Dimensions



Cutout



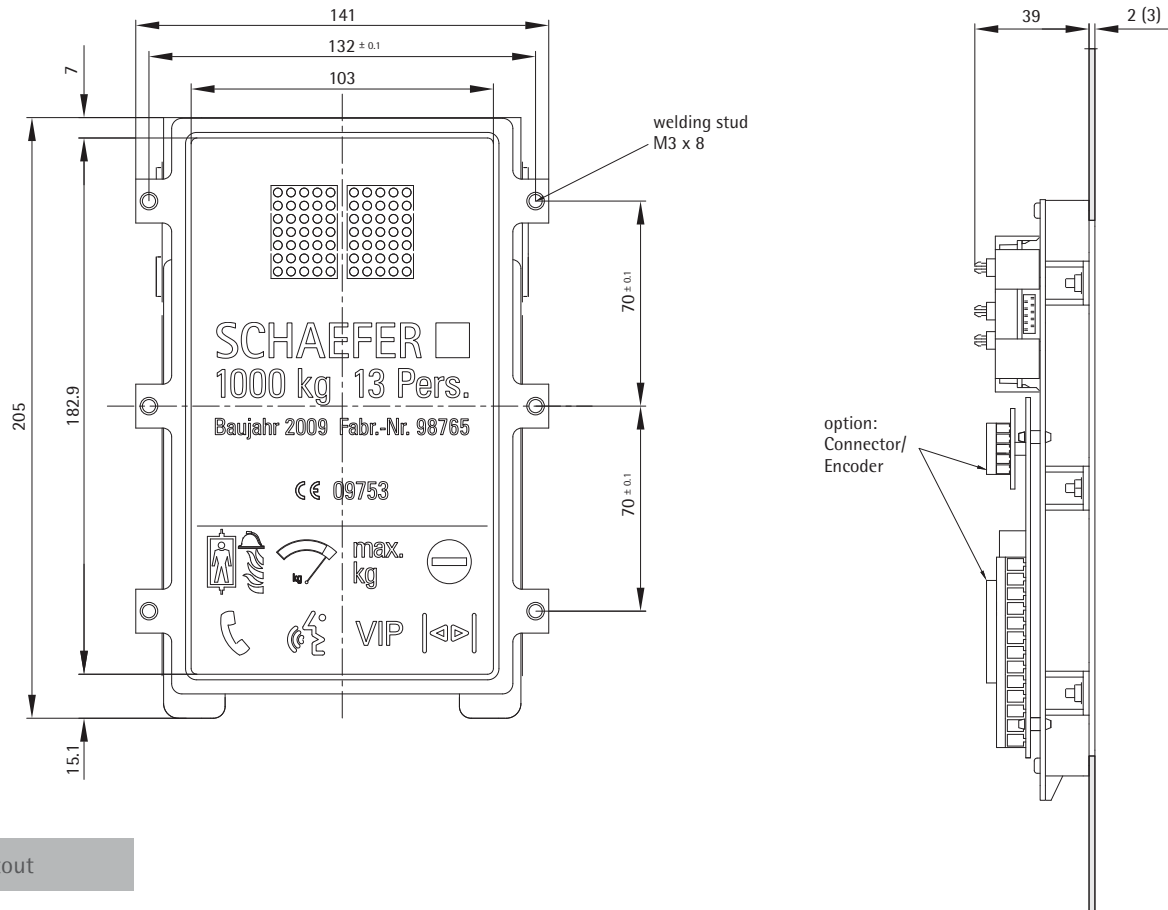
option
 Encoder, Connector II. 1. 60 - II. 1. 61
 Impulswandler = pulse converter II. 1. 62

MFD 99 VIII

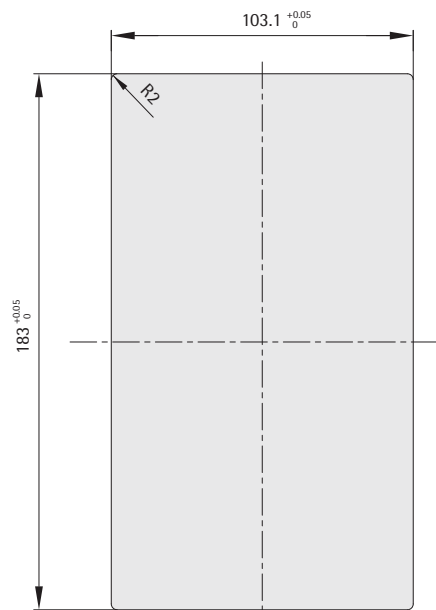
screw fixing, flush with faceplate



Dimensions



Cutout



! Please order fixing accessories separately.



ACCESSORIES

option
Encoder, Connector II. 1. 60 - II. 1. 61
Impulswandler = pulse converter II. 1. 62